

# Oracle Hyperion Financial Reporting

**ORACLE**

**ENTERPRISE PERFORMANCE  
MANAGEMENT SYSTEM**

## KEY BUSINESS BENEFITS

- Automated report production
- Wide format variety
- Worldwide distribution
- Flexible, scalable architecture
- Minimal IT engagement
- Access to timely, accurate data
- Collaboration and efficiency

## KEY FEATURES

- Generally accepted accounting principles-compliant report production
- Multiple output options (including Web, PDF, Microsoft Office and mobile devices)
- Flexible scheduling
- Alerts
- Report annotations
- Multiformat publishing
- Financial close process integration
- Disclosure management process integration
- Broad EPM and BI application support

One of the greatest challenges confronting businesses today is the need to increase the operational efficiencies of organizations that create and distribute GAAP-compliant financial reports and other highly formatted management reports. Oracle Hyperion Financial Reporting meets this challenge head-on by generating highly formatted, book-quality financial and management reports.

## Deliver the Data

Different financial stakeholders demand different information in different formats and with different delivery requirements—a reality that can translate into a nightmare if you've been tasked with preparing reports to distribute the information. With Oracle Hyperion Financial Reporting, this doesn't have to be the case.

One of the modules included in both Oracle Business Intelligence Suite Enterprise Edition Plus, and Oracle's Hyperion performance management applications, Oracle Hyperion Financial Reporting turns enterprise data into operational insights by creating book-quality financial reports in a variety of formats for a range of audiences. Compliant with all regulations and external requirements, these easy-to-generate reports can be delivered at once or scheduled for later distribution—enhancing your organization's financial planning, management, and control.

Best of all, this can all be done with minimal involvement from your IT staff. Even the most non-technical users can employ Oracle Hyperion Financial Reporting to:

- Schedule reports for online delivery
- Send e-mail alerts when reports are ready to view
- Create and save batches of reports in a repository or as HTML or PDF files
- Schedule regular reports (daily, weekly, and so on)
- Create books of related reports

## Provide Flexible Output and Delivery

Using Oracle Hyperion Financial Reporting, you'll be able to produce boardroom-quality presentations that can be delivered in a variety of formats (including HTML, PDF, Microsoft Office and mobile devices) and distributed either as live data or as static snapshots of data at specific points in time. Employing a standard Web browser, users will be able to interact with your data by changing report selections, page members, and navigation options. In short, all of your vital business information will be disseminated without burdening viewers with the mechanics of the process.

**ORACLE**



**Eden Corporation**  
As of June, 2010

	Actual	Plan	Change \$	Change %		Actual	Plan	Change \$	Change %
<b>Assets</b>					<b>Liabilities</b>				
Cash and Cash Equivalents	\$ 1,199,401,042	\$ 1,199,339,727	\$ (28,315)	(0.24%)	Accounts Payable	\$ 30,097,826	\$ 30,893,120	\$ 745,294	2.20%
Accounts Receivable - Net	79,594,087	66,767,083	13,826,984	21.02%	Other Current Liabilities	89,173,094	88,445,132	(727,962)	(0.82%)
Total Inventory	10,470,364	17,195,919	(7,485,523)	(23.85%)	C. Receipt and Payment Difference	-	-	-	-
Prepaid Expenses	29,382,894	28,652,735	(730,159)	(2.49%)	Current Liabilities	122,260,920	122,378,252	(117,332)	(0.10%)
Current Assets	1,499,057,457	1,459,777,593	(21,720,444)	(1.45%)	LT Deferred Taxes	9,261,375	9,209,306	52,069	0.56%
Gross PPE	447,899,280	446,403,552	1,495,728	0.33%	LT Debt	123,201,239	126,296,611	(2,995,372)	(2.37%)
Accum. Depreciation	(232,239,338)	(232,274,949)	35,611	(0.02%)	C. LT Loan Payable	6,986,950	6,982,053	(4,897)	(0.07%)
Fixed Assets	215,659,942	214,128,603	1,531,339	0.71%	Other LT Liabilities	13,811,160	13,529,317	(281,843)	(2.08%)
Intangible Assets - Gross	11,216,175	11,295,211	(79,036)	(0.70%)	C. Long-Term Loan Difference	-	-	-	-
Accum. Amort. Intangible Assets	(7,364,853)	(7,410,225)	45,372	(0.61%)	Long-Term Liabilities	185,009,324	185,814,737	(805,413)	(0.43%)
Long-Term Intangible Assets	-	-	-	-	Total Liabilities	279,281,244	278,184,029	2,837,915	1.04%
Investment & Securities	15,702,646	16,027,094	(324,448)	(2.07%)	<b>Shareholders' Equity</b>				
Other Long-Term Assets	3,525,661	4,010,354	(484,693)	(13.75%)	Minority Interest	\$ 362,102	\$ 372,296	(10,194)	(2.76%)
Long-Term Deferred Tax Asset	11,776,284	11,945,422	(169,138)	(1.43%)	Shareholders' Investment	85,030,614	86,499,248	(1,468,634)	(1.71%)
Investment & Securities	-	-	-	-	Retained Earnings	1,223,429,142	1,240,364,229	(16,935,087)	(1.37%)
Other Assets	39,266,614	39,374,334	(107,720)	(0.27%)	Stocks	-	-	-	-
Total Assets	\$ 1,659,666,102	\$ 1,620,851,482	\$ 38,814,620	2.39%	Equity Pay	-	-	-	-
					Total Shareholders' Equity	1,384,374,518	1,402,644,440	(18,269,922)	(1.30%)
					Total Liabilities and Equity	\$ 1,659,666,102	\$ 1,620,851,482	\$ 38,814,620	2.39%

Figure 1: Oracle Hyperion Financial Reporting produces even the most sophisticated financial reports in a variety of output formats

## Ensure Timeliness and Accuracy

To produce accurate and timely financial reports, you must be able to draw on the most up-to-date data. Oracle Hyperion Financial Reporting makes this possible by enabling users to access and analyze data from a variety of sources (regardless of how it's stored). For example, managers can look into the information stream to view live data, and users can employ an object-oriented design tool to drag-and-drop objects (which are automatically updated as they are changed). A centralized data server ensures that all users and reports draw from "a single version of the truth."

## Access Multidimensional Data

Using Oracle Hyperion Financial Reporting, you'll be able to access Oracle's Hyperion enterprise performance management multidimensional data sources and Oracle Fusion Financials.

## Automate Report Production and Delivery

Oracle Hyperion Financial Reporting makes it possible for you to generate multiple reports—in a scheduled environment—from single report structures. As a result, your organization will be able to reduce the financial burden of producing costly duplicate reports.

## Annotate and Collaborate

You can add text commentary on any report in Oracle Hyperion Financial Reporting. It works like a "chat room" where end users can collaborate about the report or report contents. Comments can be left in the report or suppressed and a permanent audit trail of the commentary is created.

## ORACLE ENTERPRISE PERFORMANCE MANAGEMENT APPLICATIONS

Oracle enterprise performance management applications are an integrated, modular suite that supports a broad range of strategic and financial performance management processes and helps unlock business potential.

### RELATED PRODUCTS

Oracle enterprise performance management applications provide the following capabilities:

- Strategy Management
- Financial Close and Reporting
- Planning, Budgeting and Forecasting
- Profitability and Cost Management
- Enterprise Data Governance

## Financial Close and Disclosure Management

Oracle Hyperion Financial Close and Oracle Hyperion Disclosure Management applications leverage Oracle Hyperion Financial Reporting in a number of important ways. In Oracle Hyperion Financial Close Management, users can create reporting tasks that execute automatically or by selecting the task manually. In addition, Oracle Hyperion Financial Reporting can be a source for Oracle Hyperion Disclosure Management regulatory reporting in Microsoft Word. It's now easier than ever to merge formatted tables from Oracle Hyperion Financial Reporting with unstructured content in Microsoft Word for creation of an SEC report like a 10k or 10q or an XBRL instance document.

## Manage Applications from a Single Foundation





Oracle Hyperion Financial Reporting leverages Oracle's EPM Foundation Services to provide common services upon which companies can create, deploy, and manage enterprise performance management applications in one place. The service components included with Oracle Hyperion Financial Reporting are Oracle Enterprise Performance Management Workspace, Oracle Hyperion Smart View for Office, and Oracle's Hyperion Shared Services; these components are responsible for user management, single sign-on, shared security, and authentication.



#### CONTACT US

For more information about [insert product name], visit [oracle.com](http://oracle.com) or call +1.800.ORACLE1 to speak to an Oracle representative.

#### CONNECT WITH US

-  [blogs.oracle.com/oracle](http://blogs.oracle.com/oracle)
-  [facebook.com/oracle](http://facebook.com/oracle)
-  [twitter.com/oracle](http://twitter.com/oracle)
-  [oracle.com](http://oracle.com)

#### Hardware and Software, Engineered to Work Together

Copyright © 2015, Oracle and/or its affiliates. All rights reserved. This document is provided for information purposes only, and the contents hereof are subject to change without notice. This document is not warranted to be error-free, nor subject to any other warranties or conditions, whether expressed orally or implied in law, including implied warranties and conditions of merchantability or fitness for a particular purpose. We specifically disclaim any liability with respect to this document, and no contractual obligations are formed either directly or indirectly by this document. This document may not be reproduced or transmitted in any form or by any means, electronic or mechanical, for any purpose, without our prior written permission.

Oracle and Java are registered trademarks of Oracle and/or its affiliates. Other names may be trademarks of their respective owners.

Intel and Intel Xeon are trademarks or registered trademarks of Intel Corporation. All SPARC trademarks are used under license and are trademarks or registered trademarks of SPARC International, Inc. AMD, Opteron, the AMD logo, and the AMD Opteron logo are trademarks or registered trademarks of Advanced Micro Devices. UNIX is a registered trademark of The Open Group. 0115